




Golden Engineering, Inc.  
P.O. Box 185 Centerville, IN 47330 USA  
(765)855-3493 Fax (765)855-3492  
www.goldenengineering.com  
sales@goldenengineering.com

## 3"x 4" & 4"x 5" Cassette Instructions



1. Open Cassette



2. Load Film



3. Loaded film




4. Remove protector




5. Expose to X-ray



6. Pull tab slowly



7. Remove film & wait\*



8. Separate positive/negative

\* Development time ranges from 30 seconds to 90 seconds depending on temperature. See film instructions.

\*\* Image is reversed (mirror image).